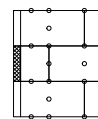


## H.1 Všeobecné zásady

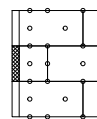
### H.1.2 Schéma kotvení hmoždinek - Baumit EPS-F

Kotevní plán  
- pro oblast nároží

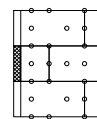
6 ks/m<sup>2</sup>



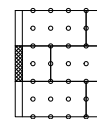
8 ks/m<sup>2</sup>



10 ks/m<sup>2</sup>

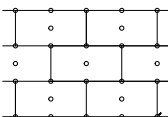


14 ks/m<sup>2</sup>

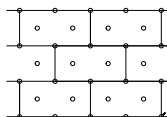


- tepelná izolace 1000 x 500 mm

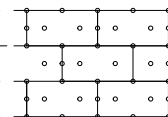
6 ks/m<sup>2</sup>



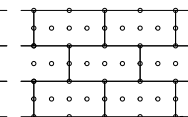
8 ks/m<sup>2</sup>



10 ks/m<sup>2</sup>



14 ks/m<sup>2</sup>

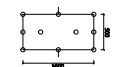


- tepelná izolace 1000 x 500 mm

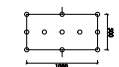
8 ks/m<sup>2</sup>



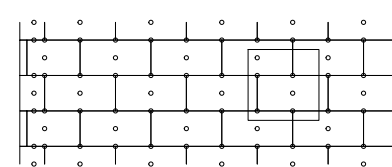
10 ks/m<sup>2</sup>



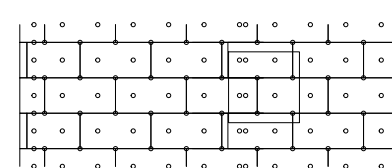
12 ks/m<sup>2</sup>



Kotvení např. do 8 m výšky



Kotvení např. 8 - 20 m výšky



Kotvení např. nad 20 m výšky

